



**Masterson 24-Inch Water Main Extension**  
**Solicitation Number: CO-00177**  
**Job No.: 18-1018**

**ADDENDUM 2**  
**July 3, 2018**

To Bidder of Record:

This addendum, applicable to work referenced above, is an amendment to the bid proposal, plans and specifications and as such will be a part of and included in the Contract Documents. Acknowledge receipt of this addendum by entering the Addendum number and issue date on the space provided in submitted copies of the bid proposal.

**MODIFICATIONS TO THE SPECIFICATIONS**

1. Bid Proposal – Remove the Bid Proposal in its entirety and replace with the attached. Note that the line items have changed. The updated version should be used by Bidders when submitting a response for the project.
2. Site Plan Exhibit – An aerial map with limits of tree plan is now included for reference.

**RESPONSES TO QUESTIONS**

**Question 1** - What is the intent for 24" DI fully restrained? To follow SAWS criteria for restraining joints at fittings, valves etc. or is the intent for each and every joint to be restrained?

Example: Station 2+00 thru station 5+00 has no fittings, valves etc. Will each joint in this example need to be restrained or laid straight thru?

*Response: The restrained lengths are shown in the profile view. Within the restrained joint length shown, all joints need to be restrained. For your example, all joints from STA 2+00 to STA 2+70 would have to be restrained.*

**Question 2** – What is the anticipated award date?

*Response: August Board approval.*

**Question 3** – When is the anticipated Notice to Proceed date?

*Response: After August Board approval.*

**Question 4** - Will the funding to the contractor be from SAWS or from the developer?

*Response: Funding will be from SAWS.*

**Question 5** – Will project signs be required? If yes, how many?

*Response: Two signs will be required. One sign will be required at the starting point of the project, and the other sign at the ending point of the project.*

**Question 6** – Is there a Geotechnical report on the soils?

*Response: No geotech report is available.*

**Question 7** – Bid Item #3 is for a Tree Protection Plan. Can an overview aerial map be provided so that the limits of any tree clearing / protection can be determined?

*Response: Aerial map with limits of tree plan is attached.*

**Question 8** - . Bid Item #5 has a quantity of 173 LF of 24" in Steel Casing, but Bid Item #7 is only for 100 LF of Jack and Bore. Is the other 73 LF of Steel Casing to be installed by Open Cut? If so what bid item does this go under?

*Response: Remainder length is included in Bid Item #6 and is open cut.*

**Question 9** – Bid Item #6 shows for all of the 24" pipe to be Restrained, but the plans only call for 2,952 LF to be restrained. Can you clarify which is correct?

*Response: Bid item #6 includes all open cut pipe, restrained or unrestrained. The restrained lengths of pipe are shown in the profile view of the plans.*

**Question 10** – Where on the Plans can we find Bid Item #9 (Removal and Replacement of Fence and Gate)? If it is where the Construction Entrances are located, will a Gate be required on both sides of Masterson Road?

*Response: The fence removal is not labeled in the plans but it represents the fence in both sides of Masterson where the bore is located. The staging area will be in the west side of Masterson, near the bore location. Gates won't be required as there are existing gates for which gate codes will be provided.*

**Question 11** - What Bid Item does the Permanent 4" Blow-off go under?

*Response: Permanent 4-Inch Blow-off bid item is now included with the updated Bid Proposal. See attached.*

**Question 12** – What Bid Item does the Temporary 4" Blow-off go under?

*Response: Temporary 4-Inch Blow-off bid item is now included with the updated Bid Proposal. See attached.*

**Question 13** – What Bid Item does the Chlorination Injection Facility go under?

*Response: Chlorination will be done by SAWS. No bid item will be necessary.*

**Question 14** In the General Conditions 5.15, it states that the Contractor is responsible for Staking, but Additional Water Notes #3 and Miscellaneous Notes #6 on plan sheet C1.00, read as if the Engineer is responsible for Staking. Can you clarify who is responsible for Staking?

*Response: Staking will be contractors' responsibility.*


<b>CLARIFICATIONS</b>
-----------------------

1. The cost estimate for this project has been updated to \$2,191,803.35

**END OF ADDENDUM**

This addendum, including these three (3) pages, is eight (8) pages with attachments in its entirety.

Attachments: Bid Proposal (3 pages)  
Site Plan Exhibit (3 pages)



*Bruna Spengler*

7/3/18

Engineer Name : BRUNA SPENGLER, P.E.  
Company PAPE-DAWSON ENGINEERS, INC

**END OF ADDENDUM**

BID PROPOSAL

PROPOSAL OF \_\_\_\_\_, a corporation

a partnership consisting of

\_\_\_\_\_

an individual doing business as

\_\_\_\_\_

THE SAN ANTONIO WATER SYSTEM:

Pursuant to Instructions and Invitation to Bidders, the undersigned proposes to furnish all labor and materials as specified and perform the work required for the project as specified, in accordance with the Plans and Specifications for the following prices to wit:

**(PLEASE SEE ATTACHED PDF LIST OF BID ITEMS)**

TOTAL BASE BID PRICE

\$ \_\_\_\_\_

Mobilization and Prep of ROW shall be limited to the maximum percentage shown. **If the percentage exceeds the allowable maximum stated for mobilization and or preparation of ROW, SAWS reserves the right to cap the amount at the percentages shown and adjust the extensions of the bid items accordingly.**

\_\_\_\_\_  
BIDDER'S SIGNATURE & TITLE

\_\_\_\_\_  
FIRM'S NAME (TYPE OR PRINT)

\_\_\_\_\_  
FIRM'S ADDRESS

\_\_\_\_\_  
FIRM'S PHONE NO. /FAX NO.

\_\_\_\_\_  
FIRM'S EMAIL ADDRESS

The Contractor herein acknowledges receipt of the following:  
Addendum Nos. \_\_\_\_\_

OWNER RESERVES THE RIGHT TO ACCEPT THE OVERALL MOST RESPONSIBLE BID.

The bidder offers to construct the Project in accordance with the Contract Documents for the contract price, and to complete the Project within **120** calendar days after the start date, as set forth in the Authorization to Proceed. **The bidder understands and accepts the provisions of the contract Documents relating to liquidated damages of the project if not completed on time.**

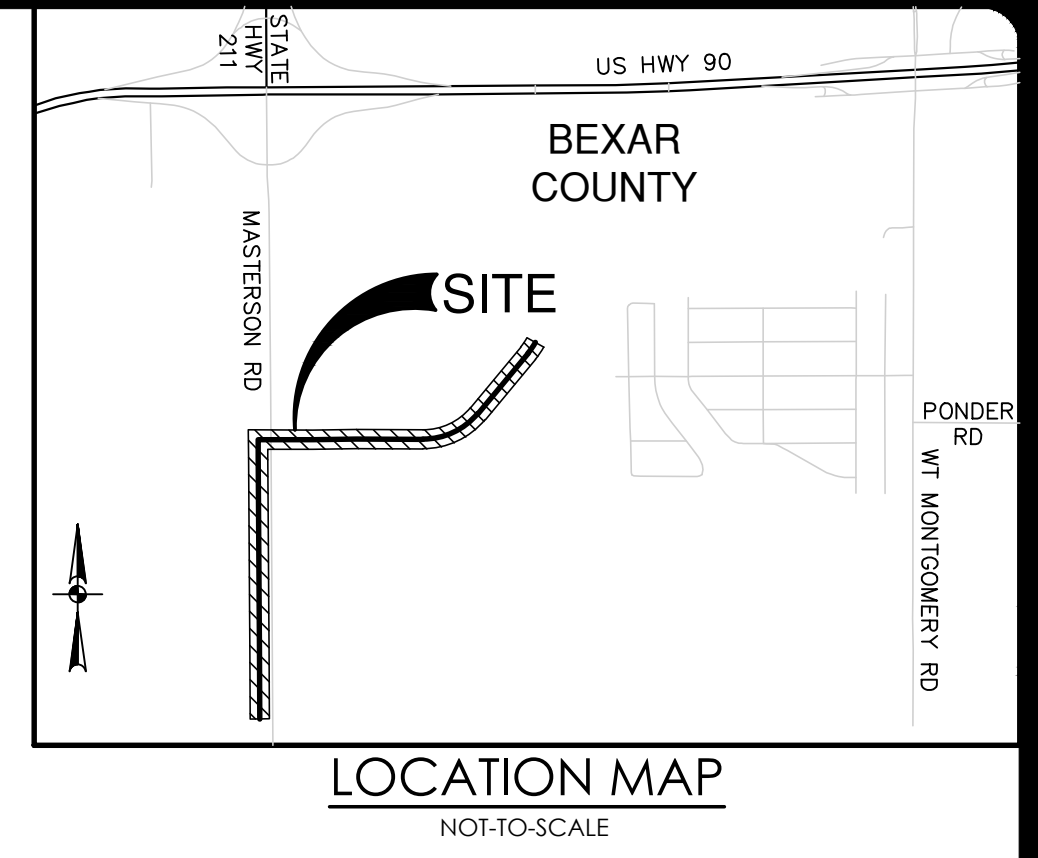
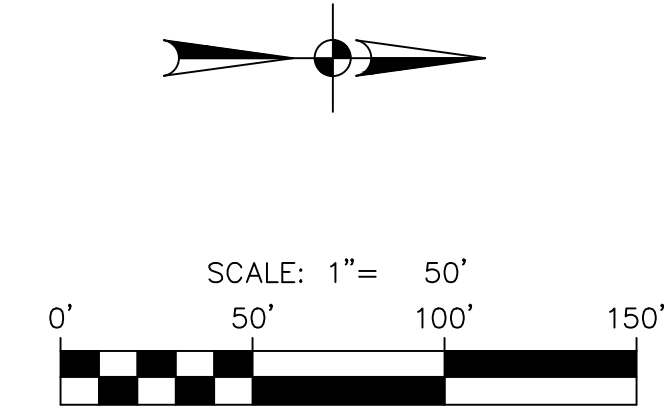
Complete the additional requirements of the Bid Proposal which are included on the following pages.

Quotes						
Line No.	Item No.	Item Description	Unit	Quantity	Unit Price	Total
1	1	Mobilization	LS	1.00		
2	2	Prepare Right-Of-Way	LS	1.00		
3	3	Tree Protection Plan	LS	1.00		
4	4	24-inch Water Tie In	EA	1.00		
5	5	24-inch D.I. Class 200 Pipe (Polywrapped, In Steel Casing)	LF	173.00		
6	6	24-inch D.I. Class 200 Pipe (Polywrapped, Open Cut, Restrained)	LF	6147.00		
7	7	42-inch Steel Casing, Jack and Bore Installation, Complete	LF	100.00		
8	8	Concrete Encasement	CY	170.00		
9	9	Removal and Replacement of Fence and Gate	LF	20.00		
10	10	24-inch Butterfly Valve (MJ) with 6-inch Valve Box, Complete	EA	9.00		
11	11	12-inch Gate Valve (MJ) with 6-inch Valve Box, Complete	EA	1.00		
12	12	4-inch Combination Air Relief Valve	EA	2.00		
13	13	Fire Hydrant	EA	6.00		
14	14	Traffic Control	LS	1.00		
15	15	Hydromulching	SY	226076.00		
16	16	Hydrostatic Testing	LS	1.00		
17	17	Trench Excavation Protection	LF	6320.00		
18	18	4-Inch Blowoff (Temp.)	EA	1.00		
19	19	4-Inch Blowoff (Perm.)	EA	1.00		

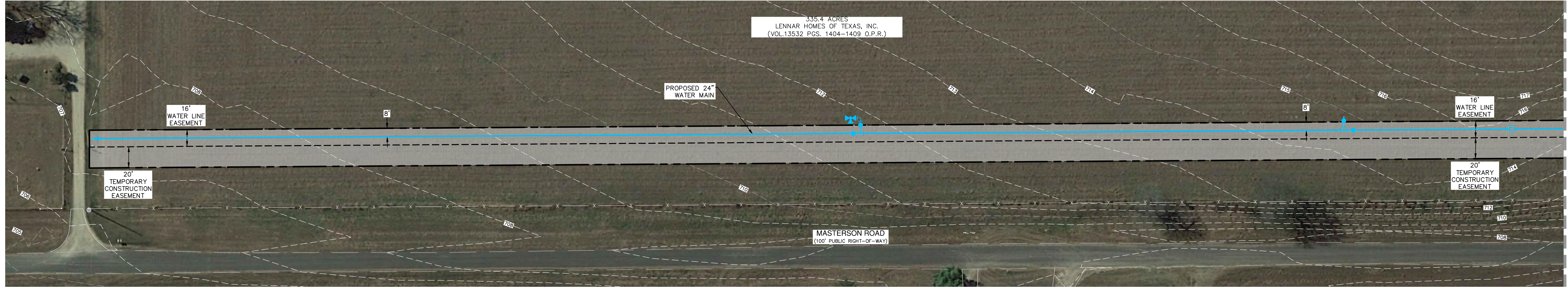


**LEGEND**

- PROJECT LIMITS
- EXIST BARB WIRE FENCE
- EXISTING CONTOURS
- PROPOSED 24" WATER MAIN



NO.	REVISION	DATE



MATCHLINE SEE THIS SHEET



MATCHLINE SEE THIS SHEET

MATCHLINE SEE SHEET 2 OF 3

**MASTERSON ROAD 24" WATER MAIN EXTENSION**  
 BEXAR COUNTY, TEXAS  
 SITE PLAN EXHIBIT

PLAT NO.	-
JOB NO.	11336-07
DATE	FEBRUARY 2018
DESIGNER	BS
CHECKED	TD DRAWN JG
SHEET	1 OF 3

**PAPE-DAWSON ENGINEERS**  
 SAN ANTONIO | AUSTIN | HOUSTON | FORT WORTH | DALLAS  
 2000 HW LOOP 410 | SAN ANTONIO, TX 78213 | 210.375.9000  
 TYPE FIRM REGISTRATION #670 | TBPPLUS FIRM REGISTRATION #10068800

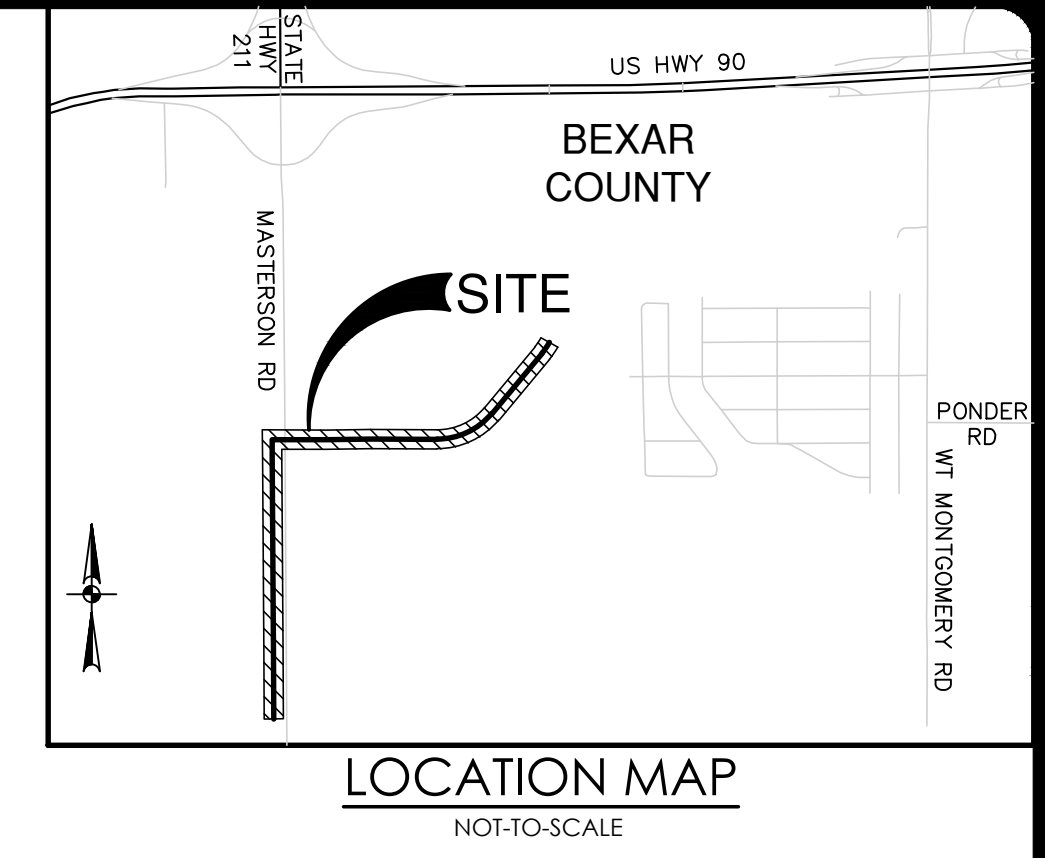
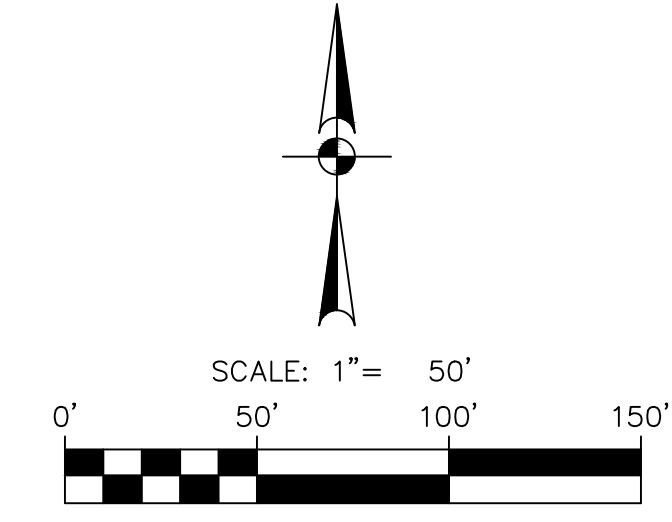
Date: Feb 06 2018 9:42am User: jk...  
 File: F:\1336\1336\_V01\_Design\City\Exhibit\182206\_Site\_Plan\_1133607.dwg

THIS DOCUMENT HAS BEEN PRODUCED FROM MATERIAL THAT WAS STORED AND/OR TRANSMITTED ELECTRONICALLY AND MAY HAVE BEEN INADVERTENTLY ALTERED. RELY ONLY ON FINAL HARDCOPY MATERIALS BEARING THE CONSULTANT'S ORIGINAL SIGNATURE AND SEAL. IMAGERY PROVIDED BY GOOGLE; UNLESS OTHERWISE NOTED. Imagery © 2016, CAPCOOL/Digital Globe/Terra OrthoImagery Program, USDA Farm Service Agency.

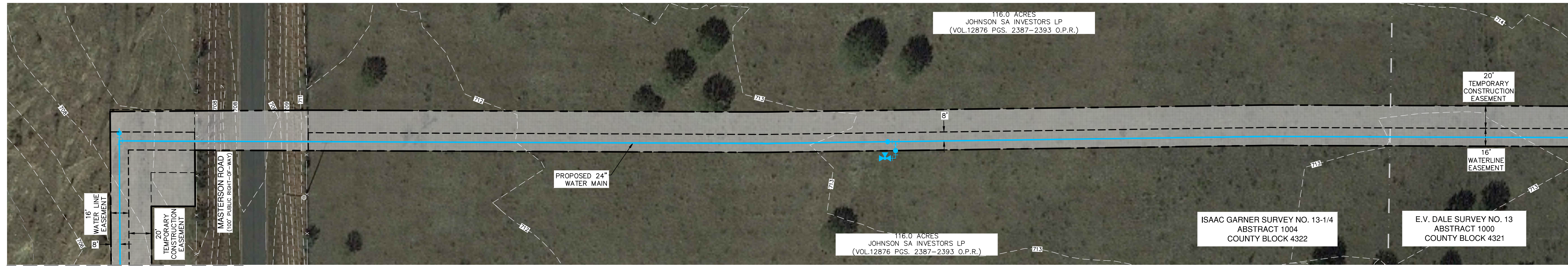


**LEGEND**

- PROJECT LIMITS
- EXIST BARB WIRE FENCE
- EXISTING CONTOURS
- PROPOSED 24" WATER MAIN



NO.	REVISION	DATE



MATCHLINE SEE SHEET 1 OF 3

MATCHLINE SEE THIS SHEET



MATCHLINE SEE THIS SHEET

MATCHLINE SEE SHEET 2 OF 3

**PAPE-DAWSON ENGINEERS**  
 SAN ANTONIO | AUSTIN | HOUSTON | FORT WORTH | DALLAS  
 2000 HW LOOP 410 | SAN ANTONIO, TX 78213 | 210.375.9000  
 TPE FIRM REGISTRATION #791 | TPBUS FIRM REGISTRATION #1008890

**MASTERSON ROAD 24" WATER MAIN EXTENSION**  
 BEXAR COUNTY, TEXAS  
 SITE PLAN EXHIBIT

PLAT NO.	-
JOB NO.	11336-07
DATE	FEBRUARY 2018
DESIGNER	BS
CHECKED	TD
DRAWN	JG
SHEET	2 OF 3

Plot: Feb\_08\_2018 9:43am User: JG\_MWic  
 File: F:\11336\11336\07\_Masterson\_Choi\Exhibit\1802206\_Site\_Plan\_1133607.dwg

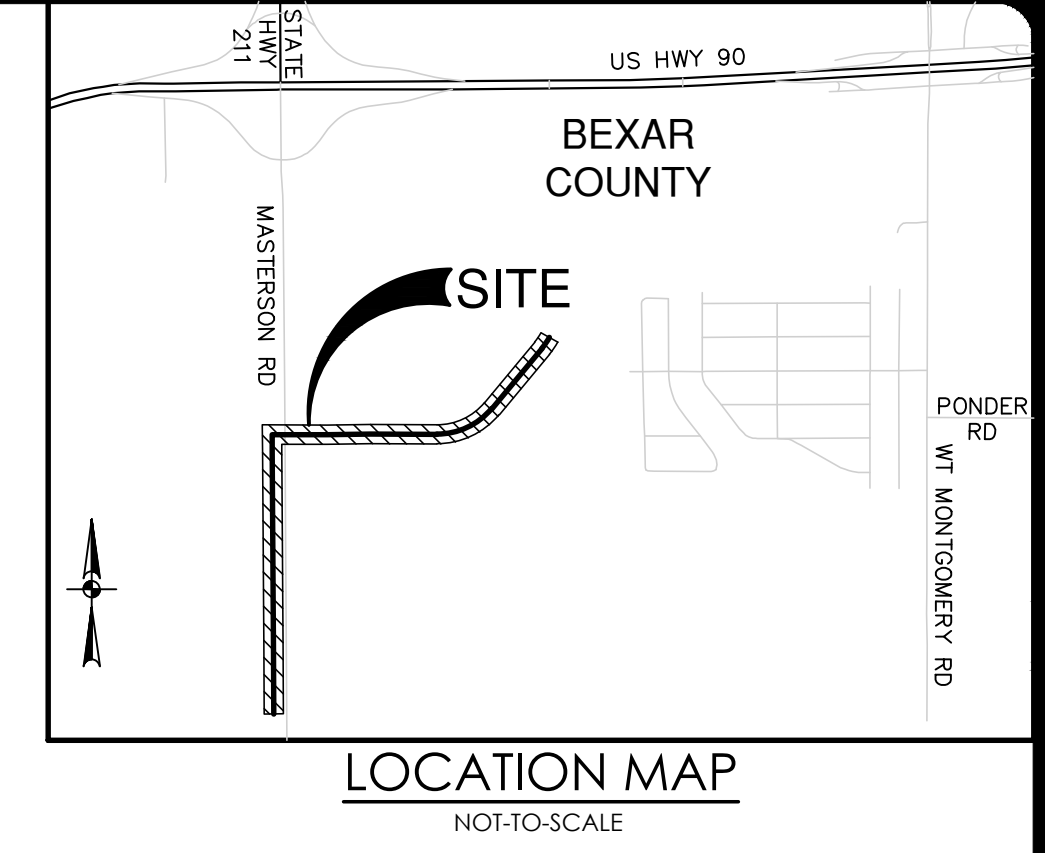
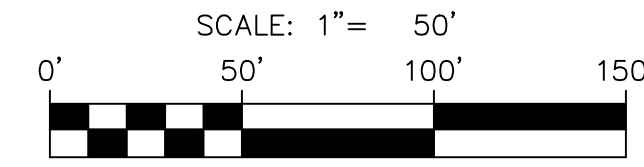
THIS DOCUMENT HAS BEEN PRODUCED FROM MATERIAL THAT WAS STORED AND/OR TRANSMITTED ELECTRONICALLY AND MAY HAVE BEEN INADVERTENTLY ALTERED. RELY ONLY ON FINAL HARDCOPY MATERIALS BEARING THE CONSULTANT'S ORIGINAL SIGNATURE AND SEAL. AERIAL IMAGERY PROVIDED BY GOOGLE; UNLESS OTHERWISE NOTED. Imagery © 2016 CAPCOG/Digital Globe/Texas OrthoImagery Program, USDA Farm Service Agency.



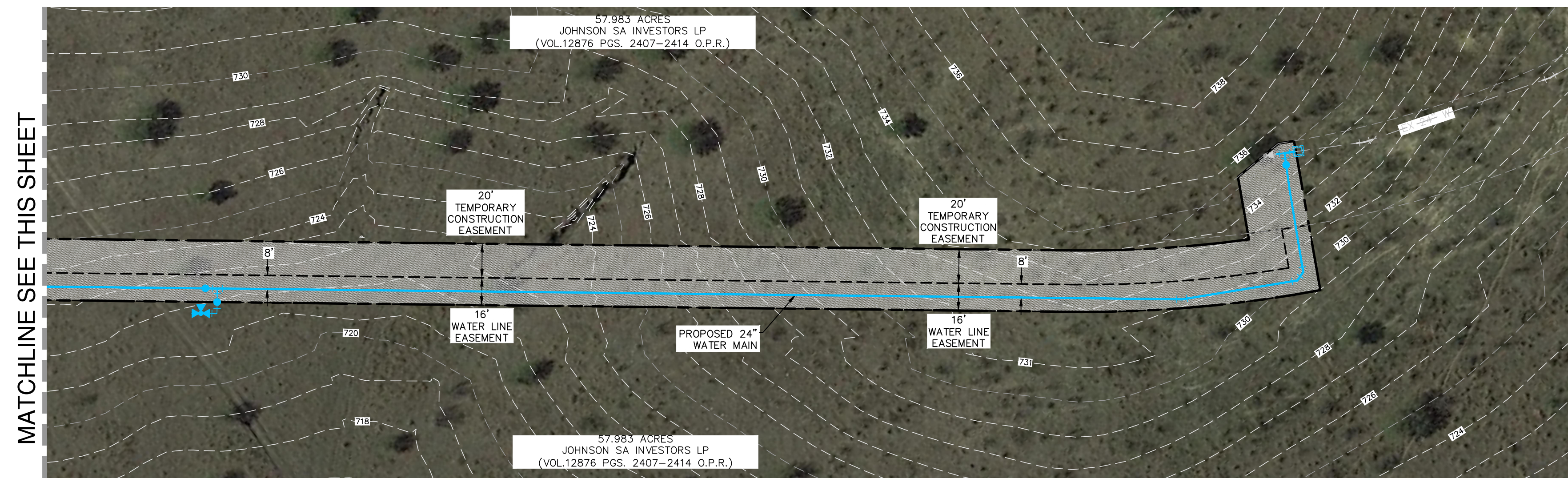
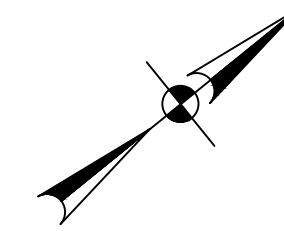
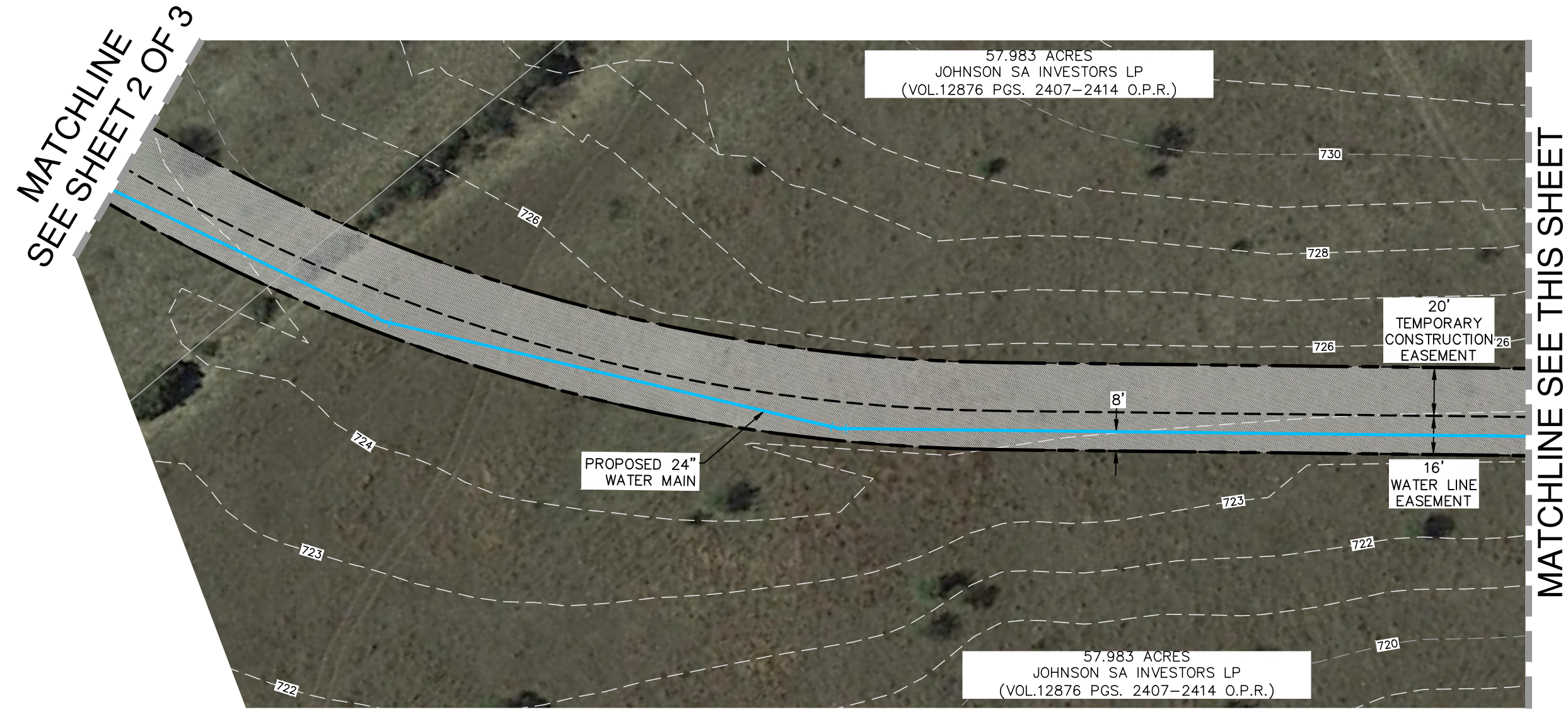
Date: Feb 06 2018 9:45am User ID: MWic  
 File: P:\13\36\13\36\Design\Chg\1336\13362205\_Site\_Plan\_11.3.2017.dwg

**LEGEND**

- PROJECT LIMITS
- EXIST BARB WIRE FENCE
- EXISTING CONTOURS
- PROPOSED 24" WATER MAIN



NO.	REVISION	DATE



**MASTERSERSON ROAD 24" WATER MAIN EXTENSION**

BEXAR COUNTY, TEXAS

SITE PLAN EXHIBIT

PLAT NO.	-
JOB NO.	11336-07
DATE	FEBRUARY 2018
DESIGNER	BS
CHECKED	TD DRAWN JG
SHEET	3 OF 3

**PAPE-DAWSON ENGINEERS**  
 SAN ANTONIO | AUSTIN | HOUSTON | FORT WORTH | DALLAS  
 2000 NW LOOP 410 | SAN ANTONIO, TX 78213 | 210.375.9000  
 TYPE FIRM REGISTRATION #070 | TBPUS FIRM REGISTRATION #10028800